

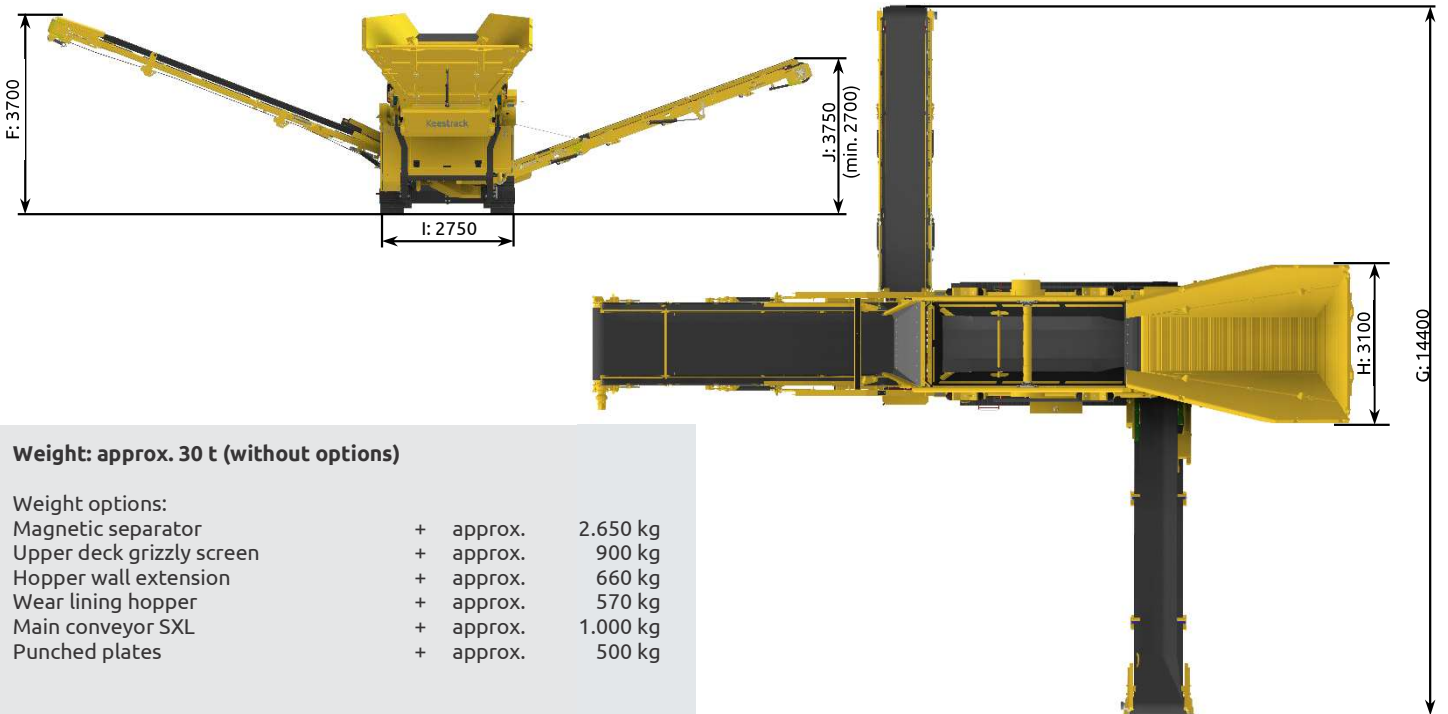
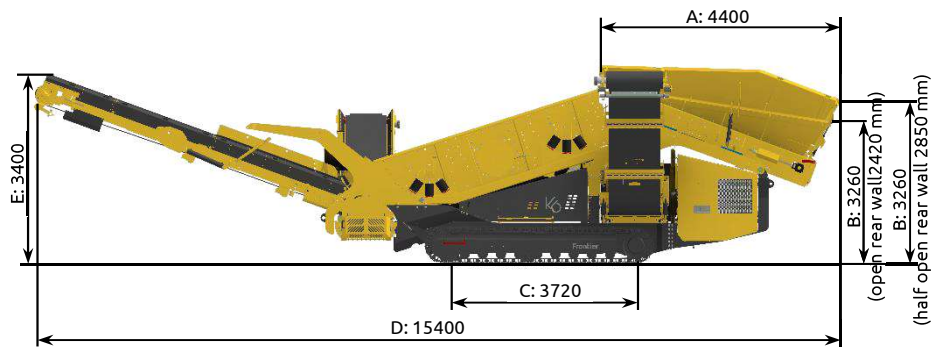
SCALPER K6

3-WAY-SPLIT



DIMENSIONS

OPERATION:



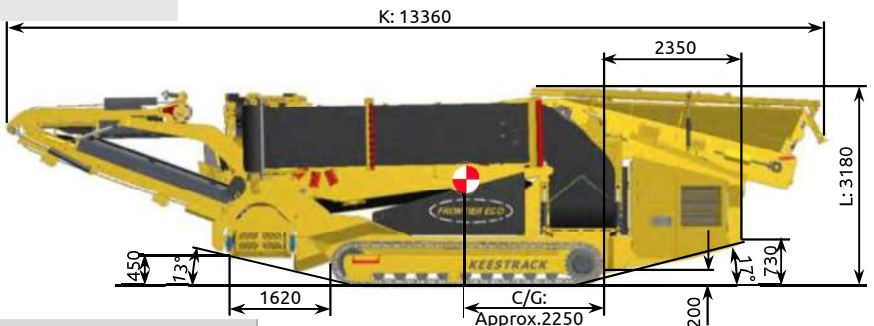
Weight: approx. 30 t (without options)

- Weight options:
- + approx. 2.650 kg Magnetic separator
 - + approx. 900 kg Upper deck grizzly screen
 - + approx. 660 kg Hopper wall extension
 - + approx. 570 kg Wear lining hopper
 - + approx. 1.000 kg Main conveyor SXL
 - + approx. 500 kg Punched plates

Transport width 2.720 mm (8'10")

TRANSPORT:

C/G = centre of gravity: Approx. 2250 mm acc. to options



REMARK: All pictures might show options, not included in the scope of supply

| A | B | C | D | E | F | G | H | I | J | K | L |
|-------|-------|-------|-------|-------|-------|-------|-------|-------|-------|--------|-------|
| 4400 | 3260 | 3720 | 15400 | 3400 | 3700 | 14400 | 3100 | 2720 | 3750 | 13360 | 3180 |
| 14'5" | 10'8" | 12'2" | 50'6" | 11'2" | 12'2" | 47'3" | 10'2" | 8'10" | 12'3" | 43'10" | 10'5" |