



A TEREX BRAND





T-LINK
RECORD, DISPLAY
AND ANALYSE DATA

**COMPACT CRUSHING,
SCREENING & CONVEYING
EQUIPMENT**



EvoQuip offers a comprehensive range of crushing, screening and conveying products to suit a wide variety of industries. The EvoQuip range starts with the Bison 35 crusher capable of outputting up to 30 tph / 34 US tph and goes up to the Cobra 290 crusher capable of outputting 290 tph / 320 US tph.



BUILDING & CONSTRUCTION

EvoQuip machines are easy to transport and can come directly to your site to crush and screen the waste from your demolition projects. Onsite recycling allows you to turn your existing waste into reusable and sellable products increasing your profits and reducing your carbon footprint.



AGRICULTURE & LANDSCAPING

EvoQuip equipment can offer agricultural contractors an opportunity to diversify in the off season, helping to retain staff and ensure a steady workload throughout the year. When you are not farming use EvoQuip equipment to demolish old farm buildings, process material for lanes, driveways and drainage stones. Certain models in the range can be transported on an agricultural trailer.

Due to the very compact dimensions of EvoQuip equipment it can overcome access issues due to narrow lanes and country roads. The equipment can come directly to your home to screen top soil for home gardens or golf courses; crush material from worn driveways and brick walls.



QUARRIES

EvoQuip machines can be used in small to medium sized quarries to process natural material into sellable products. With optional add ons it is possible to produce a variety of aggregates in a single step.



RECYCLING

EvoQuip equipment provides the ideal solution for generating profit from waste. It is possible to process many types of waste from C&D, asphalt, concrete rubble to washout, producing and segregating sized products. This waste can then be reused as product on site or sold, resulting in reduced transport and emissions of bringing material to site; avoiding waste disposal costs and reducing virgin material used.



PLANT HIRE

The versatility and compact nature of the EvoQuip range creates a natural addition for plant & tool hire companies. With the ease of use and weights ranging from 3.2 tonnes to 28 tonnes, the EvoQuip machines are suitable for rental into everything from light residential to heavy commercial use.

CRUSHERS



CRUSHING RANGE

BISON 35



HOPPER / FEEDER

Belt feeder as standard
Variable speed

JAW CRUSHER

480mm x 250mm (19" x 10") Jaw Inlet
CSS Range: 15mm to 80mm (5/8" to 3-1/4")
Hydraulic Jaw adjustment

POWERUNIT

Tier 3: 21kW / 28.5Hp Isuzu Engine
Direct drive
Stage V: Kubota V 1505

OUTPUT POTENTIAL

Up to 30tph / 34 US tph

CONVEYORS

400mm (16") Wide product conveyor
Product conveyor discharge height: 1100mm (3'4")

GENERAL

Remote control as standard

TRANSPORT

Containerisable
Transport dimensions

	LENGTH	WIDTH	HEIGHT
Track Unit	4.45m (14' 7")	1.5m (4' 11")	2.05m (6' 9")

Weight: 3,400kgs (7,496lbs)

CRUSHING RANGE

BISON 120



HOPPER / FEEDER

2.3m³ (3yd³) Hopper capacity
Grizzly feeder as standard
30mm (1-1/4") Nominal spacing grizzly

JAW CRUSHER

680mm x 400mm (27" x 16") Jaw Inlet
CSS Range: 20mm to 80mm (3/4" to 3-1/4")
Hydraulic Jaw adjustment
Compressive Strength 150 MPa

POWERUNIT

Stage 3A: Deutz 2.2 L3 55kW
Tier 4F & Stage V: Deutz 2.2 L3 55 kw
Hydraulic drive crusher

OUTPUT POTENTIAL

Up to 80tph / 90 US tph

CONVEYORS

800mm (32") Wide product conveyor
Product conveyor discharge height: 1.75m (5' 9")
Hydraulic folding as standard for transport

GENERAL

Jaw level sensor as standard and remote control as standard

TRANSPORT

Transport dimensions

	LENGTH	WIDTH	HEIGHT
Track Unit	5.58m (18' 4")	2.28m (7' 6")	2.74m (9')

Weight: 12,000kgs (26,455lbs)

CRUSHING RANGE

BISON 160 HYBRID



HOPPER / FEEDER

2.0m³ (2.6yd³) Hopper capacity
Integrated pre-screen as standard

JAW CRUSHER

700mm x 500mm (28"x20") Jaw inlet
CSS range: 30mm to 110mm (1.2" to 4.3")
Reverse drive function

POWERUNIT

Gen set incorporating Leroy alternator (88KVA standby)
CAT C4.4 70kW Constant Speed LRC c/w 88kVA Generator
CAT C4.4 70kW Constant Speed T3a c/w 88kVA Generator
CAT C4.4 70kW Constant Speed T4 c/w 88kVA Generator
CAT C3.6 70kW Constant Speed eu5 c/w 88kVA Generator

OUTPUT POTENTIAL

Up to 100 tph / 110 US tph

CONVEYORS

700mm (28") Wide product conveyor
Product conveyor discharge height: 2.4m (7'10")

TRANSPORT

Transport dimensions

	LENGTH	WIDTH	HEIGHT
Track Unit	6.9m (22' 8")	2.3m (7' 7")	2.6m (8' 6")

Weight: 13,500kgs (29,762lbs)
Suitable for Hooklift transporter and high cube container



CRUSHING RANGE

BISON 280



HOPPER / FEEDER

3.6m³ (4.7yd³) Hopper capacity
 Two stage grizzly feeder as standard
 50mm (2") Nominal spacing grizzly

JAW CRUSHER

900mm x 600mm (36"x24") Jaw inlet
 Min CSS: 40mm (1.5") Recycle / 50mm (2") in natural rock
 Max CSS: 130mm (5")
 Hydraulic jaw adjustment

POWERUNIT

Stage IIIA Constant Speed: John Deere 4045 126kW (169hp) (Tier 3 regions)
 Tier 4 Final: Caterpillar C4.4 129kW (173Hp)
 Stage V: Caterpillar C4.4 129 kW (173hp)
 Direct drive to crusher via clutch and V belts

OUTPUT POTENTIAL

Up to 200 tph / 220 US tph

CONVEYORS

800mm (32") Wide product conveyor
 Product conveyor discharge height: 2.9m (9'6")

TRANSPORT

Transport dimensions

	LENGTH	WIDTH	HEIGHT
Track Unit	12.4m (40' 8")	2.4m (7' 10")	3.2m (10' 6")

Weight: Tier 3: 27,700kgs (61,068lbs)
 Tier 4F: 27,500kgs (60,627lbs)
 Stage V: 27,100kgs (59,745lbs)

*including dirt conveyor and magnet

CRUSHING RANGE

BISON 340



HOPPER / FEEDER

5m³ (6.5yd³) Hopper capacity
 Vibrating Pan and grizzly feeder

JAW CRUSHER

Chamber Size: 1000mm x 600mm (39" x 23.6")
 Min CSS: 40mm (1.5")*
 Max CSS: 125mm (5")*

POWERUNIT

Tier 3/Stage 3A:
 John Deere 6068 212 kW (284hp)
 Tier 4F/Stage V:
 CAT C7.1 205kW (275hp)

OUTPUT POTENTIAL

Up to 280 tph / 308 US tph

* Depending on application

CONVEYORS

900mm (35") Wide product conveyor
 Product conveyor discharge height: 3.5m (11' 5")

TRANSPORT

Transport dimensions

	LENGTH	WIDTH	HEIGHT
Track Unit	15.7m (51' 6")	2.6m (8' 9")	3.4m (11' 2")

Weight: Stage V: 34,600kgs (76,279lbs)
 *including single pole magnet, hopper extensions & bypass conveyor



CRUSHING RANGE

COBRA 230

HOPPER / FEEDER

2.6m³ (3.4yd³) Hopper capacity

Integrated pre-screen for fines removal

Feeder speed auto-regulates depending on crusher load

IMPACT CRUSHER

860mm (34") x 720mm (28.5") Crusher Inlet

830mm (33") Wide x 860mm (34") diameter rotor

2 High / 2 Low configuration as standard

Max OSS – 120mm (4.75") upper; 55mm (2.25") lower

Min CSS – 40mm (1.5") upper; 20mm (0.75") lower

Hydraulic adjust and hydraulic overload protection as standard

POWERUNIT

Tier 3 John Deere 6068 194kW (260Hp)

Tier 4 Final: Volvo D8 210kW (281Hp)

Stage V: Volvo D8 210kW (281Hp)

Direct drive to crusher via clutch and V Belts

OUTPUT POTENTIAL

Up to 250tph / 275 US tph

CONVEYORS

900mm (36") Wide product conveyor

Product conveyor discharge height: 3000mm (9' 10")

GENERAL

Intuitive 'Push Button' Control System

TRANSPORT

Transport dimensions

	LENGTH	WIDTH	HEIGHT
Track Unit	9.32m (30' 7")	2.43m (8')	2.99m (9' 10")

Weight (with Magnet): Tier 4F: 24,000kgs (52,911lbs)



CRUSHING RANGE

COBRA 230R

HOPPER / FEEDER

2.6m³ (3.4yd³) Hopper capacity

Integrated pre-screen for fines removal

Feeder speed auto-regulates depending on crusher load

IMPACT CRUSHER

860mm (34") x 720mm (28.5") Crusher Inlet

830mm (33") Wide x 860mm (34") diameter rotor

2 High / 2 Low configuration as standard

Max OSS – 120mm (4.75") upper; 55mm (2.25") lower

Min CSS – 40mm (1.5") upper; 20mm (0.75") lower

Hydraulic adjust and hydraulic overload protection as standard

SCREEN

2.44m x 1.2m (8' x 4') single deck mesh

Side tensioned

Screen can be lowered to horizontal to ease mesh change and maintenance

POWERUNIT

Tier 3 John Deere 6068 194kW (260Hp)

Tier 4 Final: Volvo D8 210kW (281Hp)

Stage V: Volvo D8 210kW (281Hp)

Direct drive to crusher via clutch and V Belts

OUTPUT POTENTIAL

Up to 250tph / 275 US tph

CONVEYORS

900mm (36") Wide product conveyor

500mm (20") Transfer conveyor

500mm (20") Oversize conveyor with Recirc & Stockpile

1000mm (48") Fines conveyor with 2.5m (8'2") discharge

GENERAL

Afterscreen system is quick to detach

Intuitive 'Push Button' Control System

TRANSPORT

Transport dimensions

	LENGTH	WIDTH	HEIGHT
Track Unit	13.3m (43' 7")	2.5m (8' 3")	3m (9' 10")

Weight (with Magnet): Tier 3: 29,100kgs (64,155lbs)
Tier 4F: 29,300kgs (64,595lbs)
Stage V: 29,700kgs (65,477lbs)



CRUSHING RANGE

COBRA 290



HOPPER / FEEDER

3.3m³ (4.3yd³) Hopper capacity

Integrated pre-screen for fines removal

Feeder speed auto-regulates depending on crusher load

IMPACT CRUSHER

1030mm (41") x 790mm (31") Crusher Inlet

1000mm (40") Wide x 1034mm (41.5") diameter rotor

2 High / 2 Low configuration as standard

Max OSS – 150mm (6") upper; 75mm (3") lower

Min CSS – 50mm (2") upper; 20mm (0.75") lower

Hydraulic adjust and hydraulic overload protection as standard

Hinged crusher inlet lid as standard

POWERUNIT

Tier 3 Equivalent: Volvo D8 235 kW (315hp)

Tier 4 Final: Volvo D8 235kW (315Hp)

Stage V: Volvo D8 235kW (315Hp)

Direct drive to crusher via Clutch and V Belts

OUTPUT POTENTIAL

Up to 290tph / 320 US tph

CONVEYORS

1000mm (40") Wide product conveyor

Product conveyor discharge height: 3.42m (11' 3")

GENERAL

Intuitive 'Push Button' Control System

TRANSPORT

Transport dimensions

	LENGTH	WIDTH	HEIGHT
Track Unit	9.92m (32' 6")	2.55m (8' 4")	3.16m (10' 4")

Weight (with Magnet): Tier 3: 28,700kgs (63,273lbs)
Tier 4F: 28,700kgs (63,273lbs)

CRUSHING RANGE

COBRA 290R

HOPPER / FEEDER

3.3m³ (4.3yd³) Hopper capacity

Integrated pre-screen for fines removal

Feeder speed auto-regulates depending on crusher load

IMPACT CRUSHER

1030mm (41") x 790mm (31") crusher inlet

1000mm (40") x 1034mm (41.5")

Max OSS - 150mm (6") upper, 75mm (3") lower

Min CSS - 50mm (2") upper, 20mm (3/4") lower

2 high / 2 low configuration as standard

Hydraulic adjust and hydraulic overload as standard

SCREEN

2.74m x 1.5m (9'x5') single deck screen

Wide range of screen media

Side tensioned

Screen can be lowered to horizontal to ease mesh change and maintenance

POWERUNIT

Tier 3 Equivalent: Volvo D8 235 kW (315hp)

Tier 4 Final: Volvo D8 235kW (315Hp)

Stage V: Volvo D8 235kW (315Hp)

Direct drive to crusher via clutch and V belts

OUTPUT POTENTIAL

Up to 290tph / 320 US tph

CONVEYORS

1000mm (40") Wide product conveyor

500mm (20") Wide side conveyor (option)

Side conveyor (option) discharge height 2.48m (8'2")

500mm (20") Transfer conveyor

500mm (20") Oversize conveyor with Recirc & Stockpile.

1200mm (47") Fines conveyor with 3m (9'10") discharge

GENERAL

Intuitive 'Push button' control system

Afterscreen system is quick to detach

TRANSPORT

Transport dimensions

	LENGTH	WIDTH	HEIGHT
Track Unit	14.76m (48' 5")	2.9m (9' 6")	3.16m (10' 4")

Weight (with Magnet): Tier 3: 34,200kgs (75,398lbs)
Tier 4F: 34,200kgs (75,398lbs)
Stage V: 35,700kgs (78,705lbs)



SHREDDERS



SHREDDER RANGE

CAIMAN 150

HOPPER

2.5m³ Hopper Capacity
1.8m x 2.6 chamber target area

SHREDDING CHAMBER

Twin shaft slow speed & high Torque chamber
Shaft length – 1500mm
Shaft diameter – 250mm
Torque per shaft – 80,000 Nm
Asynchronous shredding action
Ability to use predetermined shredding modes or operator defined
Quick removal of shaft and comb assembly
Various shaft and comb options available

POWERUNIT

T3: Cat C4.4 129kW @ 1850rpm
Stage V/T4F: Cat C4.4 140kW @ 1850rpm
Efficient hydrostatic drive arrangement

MAIN CONVEYOR

800mm wide product conveyor
3.3m Discharge height
Chevron belt

TRANSPORT

Transport dimensions

	LENGTH	WIDTH	HEIGHT
Track Unit	8.40m (27' 8")	2.50m (8' 2")	3.05m (10')

Weight (standard machine): 16,500kgs (36,376lbs)



SCREENERS



SCREENING RANGE

COLT 600



FEEDER

3m³ (3.9yd³) Hopper capacity

1m (40") Wide

Variable speed

Maximum feed size: 300mm (12")

SCREEN

2.34m x 1.17m (8' x 4') Double deck screen

Wide range of screen media

Top Deck - Bofor Deck, Fingers, Punch Plate & Mesh

Bottom Deck - Mesh & Fingers

POWERUNIT

Tier 3: Deutz D2011 L041 - 36.4kW (48.8 Hp) @ 2300 RPM

Tier 4F/Stage 5: Cat C2.2 55kW (73Hp)

OUTPUT POTENTIAL

Up to 280 tph / 308 US tph

CONVEYORS

650mm (26") Wide fines conveyor with 2.9m (9'6") discharge

650mm (26") Wide midgrade conveyor with 2.8m (9'2") discharge

1000mm (40") Wide oversize conveyor with 2.7m (8'10") discharge

Variable speed on midgrade and oversize as standard

Ability to convert to 2 way split

TRANSPORT

Containerisable

Transport dimensions

	LENGTH	WIDTH	HEIGHT
Track Unit	10.98m (36')	2.25m (7' 5")	2.55m (8' 4")

Weight (standard machine): 12,000kgs (26,455lbs)



SCREENING RANGE

COLT 800

FEEDER

2.9m³ (3.8yd³) Standard hopper capacity

4.7m³ (6.1yd³) Extended hopper capacity (Option)

1050mm (42") wide

Variable speed

SCREEN

2.77m x 1.22m (9' x 4') Double deck screen

Wide range of screen media

Top Deck - Bofor Deck, Fingers, Punch Plate & Mesh

Bottom Deck - Mesh & Fingers

POWERUNIT

Tier 3: Cat C4.4 - 62kW (83Hp) @ 2300 rpm

Tier 4F/Stage V: Cat C2.2 - 55kW (74Hp) @ 2300 rpm

Simple to operate

OUTPUT POTENTIAL

Up to 280 tph / 308 US tph

CONVEYORS

1050mm (42") Wide collection conveyor with SCS scraper

650mm (26") Wide fines conveyor with 3.82m (12'7") discharge

650mm (26") Wide midgrade conveyor with 3.64m (11'11") discharge

1050mm (42") Wide oversize conveyor with 3.03m (9'11") discharge

Hydraulic combined slide out and fold mechanism

Variable speed on fines, midgrade and oversize as standard

TRANSPORT

Transport dimensions

	LENGTH	WIDTH	HEIGHT
Track Unit	9.22m (30' 3")	2.5m (8' 2")	3.09m (10' 1")

Weight (standard machine): 16,700kgs (3,6817lbs)



SCREENING RANGE

COLT 1000

HOPPER / FEEDER

5m³ (6.5yd³) Hopper capacity
 1100mm (44") wide
 Variable speed

SCREEN

4.1m (13'6") x 1.22m (4') Double deck screen
 Variable screen angle
 Wide range of screen media
 Top Deck - Bofor Deck, Fingers, Punch Plate, 3D Punch Plate & Mesh
 Bottom Deck - Mesh & Fingers

POWERUNIT

Tier 3: Cat C4.4 - 62kW (83hp) @2300 rpm
 Tier 4F/Stage V: Cat C2.2 - 55kW (74hp) @ 2300 rpm

OUTPUT POTENTIAL

Up to 360 tph / 396 US tph

CONVEYORS

1000mm (40") Wide collection conveyor with SCS scraper
 800mm (31") Wide fines conveyor with 3.9m (12'8") discharge
 650mm (26") Wide midgrade conveyor with 3.7m (12'2") discharge
 1050mm (41") Wide oversize conveyor with 3.2m (10'4") discharge
 Configurable layout and ability to convert to 2 way split
 Variable speed on fines, midgrade and oversize as standard

TRANSPORT

Transport dimensions

	LENGTH	WIDTH	HEIGHT
Track Unit	11.0m (35' 11")	2.50m (8' 2")	3.10m (10' 4")

Weight (standard machine): Tier 4F: 20,750kgs (45,745lbs)



SCREENING RANGE

COLT 1600



FEEDER

7m³ (9.16yd³) Hopper capacity
 Heavy Duty Apron Feeder
 2600mm (8' 6") wide
 Variable speed

SCREEN

4.8m (16') x 1.5m (5') Double deck screen
 Variable Speed
 Hydraulic adjust screen angle
 Single Shaft, Triple Shaft and Spaleck screenbox options
 Wide range of screen media
 Standard & Triple Shaft:
 Top Deck: Fingerscreen, Punchplate, Bofar Deck, Woven Mesh
 Bottom Deck: Fingerscreen & Woven mesh
 Spaleck:
 Top Deck: 3D Punchplate "Church Window, Metal & Rubber"
 Bottom Deck: Flip flow Technology

POWERUNIT

Tier 3: CAT C4.4 - 83kW (111.3hp) @ 1800rpm
 Tier 4F/Stage V: Deutz TCD 3.6L4 - 92kW (123hp) @ 1800rpm
 Hybrid option - 2 x37kW IE3 electric motors
 c/w hydraulic gear pumps and electrical control panel
 Easy access for maintenance

OUTPUT POTENTIAL

Up to 600 tph / 672 US tph

CONVEYORS

1200mm (48") Wide collection conveyor
 900mm (35") Wide fines conveyor with 4.0m (13'1") discharge
 800mm (32") Wide midgrade conveyor with 3.4m (11'2") discharge
 1200mm (48") Wide oversize conveyor with 3.6m (11'10") discharge
 Configurable layout and ability to convert to 2 way split
 Variable speed on fines, midgrade and oversize as standard
 Telescopic conveyor & Chassis Extension (300mm / 12" riser) options

TRANSPORT

Transport dimensions

	LENGTH	WIDTH	HEIGHT
Track Unit	14.95m (49' 1")	3.0m (9' 10")	3.4m (11' 2")

Weight: 31,000kgs (68,342lbs) Single shaft std configuration
 34,000kgs (74,956lbs) triple shaft std configuration



SCREENING RANGE

HARRIER 220



SCREEN

2.1m (6'9") x 1.1m (3'6") Double deck screen
 600mm x 1.1m (2' x 3'6") Feed in area
 End tensioned as standard

POWERUNIT

Isuzu engine (21kW / 28.5hp)
 Simple to operate
 Stage V: Kubota V 1505

OUTPUT POTENTIAL

Up to 80tph / 90 US tph

CONVEYORS

1000mm (40") Wide collection conveyor with 1.93m (6' 4") discharge
 500mm (20") Wide midgrade conveyor with 1.18m (3'10") discharge

TRANSPORT

Containerisable
 Transport dimensions

	LENGTH	WIDTH	HEIGHT
Track Unit	4.36m (14' 4")	1.8m (5' 11")	2.23m (7' 4")

Weight: 3,300kgs (7,275lbs)

SCREENING RANGE

HARRIER 750

SCREEN

4.5m x 2.6m (14'8" x 8'7") Double deck grid
 Split level cassettes as standard
 Standard grid opening - 150mm (6"); 100mm (4") is optional
 Standard bottom deck mesh - 60mm (2.4")

POWERUNIT

Tier 3: Deutz D914 53kW (71Hp) @2300rpm
 Tier 4F/Stage 5: Cat 2.2 - 55Kw (74Hp)

OUTPUT POTENTIAL

Up to 600tph / 660 US tph

CONVEYORS

1200mm (48") Wide product conveyor with discharge height of 3.4m (11'2")
 Hydraulically folding for transport
 Twin drive as standard

TRANSPORT

Transport dimensions

	LENGTH	WIDTH	HEIGHT
Track Unit	9.43m (31')	2.82m (9' 3")	3.2m (10' 6")

Weight (standard machine): 19,000kgs (41,890lbs)





SCREENING RANGE

FALCON 820

HOPPER / FEEDER

2.9m³ (3.8yd³) Hopper bin capacity as standard
 1.1m x 2.6m (3' 7" x 8' 6") hopper opening
 Removable hopper bin for direct feed applications

SCREEN

8' x 4' (2.4m x 1.2m) Double Deck Incline Screenbox
 2 bearing with variable angle
 Hydraulic raise lower of main conveyor head section for mesh access

POWERUNIT

Tier 3: CAT C4.4
 Engine Power: 62kW (83Hp)
 Tier 4 Final/Stage V: CAT C2.2
 Engine Power: 55kW (74Hp)

CONVEYORS

800mm (32") wide main conveyor
 1m (40") wide fines conveyor with standard discharge height of 2.93m (9' 6")
 650mm (26") wide Mid-grade conveyor with max 3.4m (11' 2") discharge height
 650mm (26") wide Over-size conveyor with max 3.4m (11' 2") discharge height

OPTIONAL TIPPING GRID

5.18m³ (17') Hopper & grid capacity
 Feed in height 3m (9' 10")
 Variable working angle

TRANSPORT

Can be containerised for transport.

	LENGTH	WIDTH	HEIGHT
Track Unit (inc grid)	12m (39' 5")	2.4m (7' 9")	2.9m (9' 7")



SCREENING RANGE

FALCON 1220

HOPPER / FEEDER

8m³ (10.5yd³) hopper capacity
 1.05m (42") wide belt feeder
 Variable speed

SCREEN

Top deck: 3.66m x 1.53m (12' x 5')
 Bottom deck: 3m x 1.53m (10' x 5')
 Variable screen angle

POWERUNIT

Tier 3: CAT C4.4 - 83kW (111.3hp) @ 2200rpm
 Tier 4F/Stage V: CAT C3.6 - 82kW (110hp) @ 2200rpm

OUTPUT POTENTIAL

Up to 275 tph / 303 US tph

CONVEYORS

11m (40") wide main conveyor
 1.2m (48") wide fines conveyor with standard discharge height of 3.86m (12' 8")
 650mm (26") wide mid-grade conveyor with max 4.86m (15' 11") discharge height
 650mm (26") wide over-size conveyor with max 4.86m (15' 11") discharge height

TIPPING GRID

4.25m (14ft) long tipping grid as standard
 Feed in width 4.77m (15' 8")

TRANSPORT

Transport dimensions

	LENGTH	WIDTH	HEIGHT
Track Unit	15.02m (49' 3")	2.55m (8' 4")	3.25m (10' 8")

Weight (with tipping grid): 24,250kgs (53, 462lbs)



SCREENING RANGE

FALCON 1230

HOPPER / FEEDER

8m³ (10.5yd³) hopper capacity
 4.2m (14ft) long hopper and belt feeder
 1050mm (42") wide feeder belt

SCREEN

Versatile and configurable 3 deck screen
 3.66m x 1.52m (12' x 5') top & middle deck screen
 3.00m x 1.52m (10' x 5') bottom deck screen
 Total screening area: 15.7m² (170ft²) 3 deck
 screen speed: 1120rpm max

POWERUNIT

Tier 3: CAT C4.4 - 83kW (111.3hp) @ 2200rpm
 Tier 4F/Stage V: CAT C3.6 - 82kW (110hp) @ 2200rpm

OUTPUT POTENTIAL

Up to 300 tph / 330 US tph

CONVEYORS

1m (40") wide main conveyor
 1.2m (48") wide fines conveyor with 4.4m (14' 4") discharge
 650mm (26") wide mid -overs with 4.76m (15' 7") discharge
 650mm (26") wide mid-fines with 4.76m (15' 7") discharge
 500mm (20") wide over size conveyor with max discharge height 4.48m (14' 8")



TIPPING GRID

4.25m (14ft) long tipping grid as standard
 Feed in width 4.77m (15' 8")

TRANSPORT

Transport dimensions

	LENGTH	WIDTH	HEIGHT
Track Unit	16.8m (55')	2.60m (8' 5")	3.40m (11' 3")


Weight (standard machine): 28,500kgs (62,832lbs)

CONVEYORS



CONVEYOR RANGE

TC65



CONVEYOR

Conveyor Length: 19.79m (64'11")

Belt Width: 1050mm (42")

Max Discharge Height @ 28°: 9.45m (31')

Capacity: Up to 500tph (551 US tph)

Hydraulic Folding Head Section

Belt Type: Plain - 3 Ply

Feedboot with removable 6mm wear liners

Variable speed control

Pinless Deployment

POWERUNIT

Tier 3: Deutz DT011 36kW (45hp)

Tier 4F: Deutz TD2.9 45kW (60hp)

Stage V: Deutz TC 2.9 L4 45kW (60hp)

CURRENT OPTIONS

Various options available

TRANSPORT DIMENSIONS

Transport dimensions

	LENGTH	WIDTH	HEIGHT
Track Unit	11.3m (37')	2.25m (7' 4")	2.65m (8' 8")

Weight: 13,820kgs (30,467 lbs)

Containerised shipping 40' x 9'6"

High Cube Container



CONVEYOR RANGE

TC80



CONVEYOR

Conveyor Length: 22.8m (74' 10")
 Belt Width: 1050mm (42")
 Max Discharge Height @ 25°: 10.41m (34' 1")
 Capacity: Up to 500 tph (551 US tph)
 Hydraulic Folding Head Section
 Belt Type: Plain - 3 Ply
 Feedboot with removable 6mm wear liners
 Variable speed control
 Pinless Deployment

POWERUNIT

Tier 3: Deutz DT011 36kW (45hp)
 Tier 4F: Deutz TD2.9 45kW (60hp)
 Stage V: Deutz TC 2.9 L4 45kW (60hp)

CURRENT OPTIONS

Various options available

TRANSPORT DIMENSIONS

Transport dimensions

	LENGTH	WIDTH	HEIGHT
Track Unit	11.88m (38' 11")	2.25m (7' 4")	2.88m (9' 5")

Weight: 16,750kgs (36,927lbs)
 Containerised shipping 40' x 9'6"
 High Cube Container



CONVEYOR RANGE

TC100

CONVEYOR

Conveyor Length: 30.1m (98' 9")
 Belt Width: 1050mm (42")
 Max Discharge Height @ 25°: 13.1m (43' 11")
 Capacity: Up to 600 tph (661 US tph)
 Hydraulic Folding Head Section
 Belt Type: Plain - 3 Ply
 Feedboot with removable 6mm wear liners
 Variable speed control
 Pinless Deployment

POWERUNIT

Stage 3A: CAT C4.4 83kW (111hp)
 Tier 4F: CAT C4.4 82kW (110hp)
 Stage V: CAT C2.2 55kW (73hp)

CURRENT OPTIONS

Various options available

TRANSPORT DIMENSIONS

Transport dimensions

	LENGTH	WIDTH	HEIGHT
Track Unit	11.9m (39')	2.8m (9' 4")	3.43m (11' 3")

Weight (Est): 21,800kgs (48,060lbs)
 Containerised shipping 40' x 9'6"
 High Cube Container



CONVEYOR RANGE

TC75R

CONVEYOR

Conveyor Length 22.9m (75' 1")
 Belt Width 1050mm (42")
 Max. Discharge Height 10.9m (34' 9") @ 23°
 Production Capacity Up to 600 tph (661 US tph)
 Pinless Deployment
 Twin Radial Wheel drive
 Automated Stockpile Program
 Hydraulic Folding Head Section

POWERUNIT

Tier 3/Stage 3A: CAT C4.4 62kW (83hp)
 Tier4F/Stage IV: CAT C4.4 82kW (110hp)
 Stage V: Deutz TC 2.9 L4 55kW (73hp)

CURRENT OPTIONS


Various options available

TRANSPORT DIMENSIONS

Transport dimensions

	LENGTH	WIDTH	HEIGHT
Track Unit	15.2m (49' 10")	2.52m (8' 32")	3.43m (11' 3")

Weight (Est.): 19,800kgs (43,651lbs)
 Containerised shipping 40' x 9'6"
 High Cube Container



CONVEYOR RANGE

HLF50 HIGH LEVEL FEEDER

CONVEYOR

Conveyor Length: 15.6m (51' 2")
 Belt Width: 1050mm (42")
 Conveyor Drive: variable speed
 Max. Discharge Height: 7.2m (23'8")
 Capacity: up to 450 tph (496 US tph)
 Hydraulic fold over for transport
 Automatic greasing cartridges at head drum
 Pinless Deployment
 Rapid set up time

POWERUNIT

Tier 3 Engine: CAT 4.4 Power rating: 62kW (83hp)
 Stage V Engine: CAT 2.2 Power rating: 55kW (75hp)

HOPPER/FEEDER

Capacity (with tipping grid): 3.8m³ (4.97 Cu.Yd.)
 Capacity (Without Tipping Grid): 4.2m³ (5.5 Cu. Yd.)
 Single Deck Vibrating Grid: 3.1m x 2.45m (10' 2" x 8')

CURRENT OPTIONS

Hopper upgrade
 Various options available

TRANSPORT DIMENSIONS

Roll on Roll off transport (RoRo)
 40' x 9' 6" High Cube Container

	LENGTH	WIDTH	HEIGHT
Track Unit	12.16m (39' 11")	2.29m (7' 6")	2.55m (8' 4")

Weight (Standard): 12,500kgs (27,557lbs)



CONVEYOR RANGE

LLF50 LOW LEVEL FEEDER

CONVEYOR

Conveyor Length: 15.6m (51' 2")

Belt Width: 1050mm (42")

Conveyor Drive: variable speed

Max. Discharge Height: 7.37m (24' 2")

Capacity: up to 450 tph (496 US tph)

Hydraulic fold over for transport

Hydraulic discharge height adjustment

Pinless Deployment

Rapid set up time

POWERUNIT

Tier 3 Engine: CAT 4.4 Power rating: 62kW (83hp)

Stage V Engine: CAT 2.2 Power rating: 55kW (75hp)

HOPPER/FEEDER

Capacity: 7m³ (9.2yds³)

Feed height: 2700mm (8' 9")

Hydraulic folding hopper flares

Target area flares down: 4.07m (13' 4") long x 2.1m (6' 9") wide

Target Area flares up: 1.07m (3' 5") long x 3.3m (10' 8") wide

CURRENT OPTIONS

Adjustable feed hopper outlet door

Various options available

TRANSPORT DIMENSIONS

Roll on Roll off transport (RoRo)

40' x 9'6" High Cube Container

	LENGTH	WIDTH	HEIGHT
Track Unit	12.2m (40' 1")	2.77m (9' 1")	2.55m (8' 4")

Weight (Standard): 13,240kgs (29,189lbs)



CONVEYOR RANGE

HLF75 HIGH LEVEL FEEDER



CONVEYOR

Conveyor Length: 22.5m (73'10")

Belt Width: 1200mm (48")

Conveyor Drive: variable speed

Max. Discharge Height: 9.8m (32' 2") @ 24°

Capacity: up to 600 tph (661 US tph)

Hydraulic fold over for transport

Hydraulic discharge height adjustment

Pinless Deployment

Rapid set up time

POWERUNIT

Stage 3A: CAT C4.4 83kW (111hp)

Tier 4/Stage VI: CAT C4.4 82kW (110hp)

Stage V: CAT C3.6

HOPPER/FEEDER

Capacity: 7m³ (9.15 cu yds)

2 Deck Vibrating grid option 3.1m x 2.45m (10' 2" x 8")

CURRENT OPTIONS

Orbital variant available

Various options available

TRANSPORT DIMENSIONS

Roll on Roll off transport (RoRo)

Containerisation, packed into 2 x 40ft high cube containers

	LENGTH	WIDTH	HEIGHT
Track Unit	19.5m (63')	2.75m (9')	3.12m (10' 2")

Weight: 23,500kgs (51,808lbs)

(+ 5,460kgs (12,037lbs) for vibrating grid)



CONVEYOR RANGE

HLF75 ORGANIC



CONVEYOR

Conveyor Length: 22.5m (73'10")
 Belt Width: 1400mm (56")
 Conveyor Drive: variable speed
 Max. Discharge Height: 9.8m (32' 2")@ 24°
 Capacity: up to 600 tph (661 US tph)
 Hydraulic fold over for transport
 Hydraulic discharge height adjustment
 Pinless Deployment
 Rapid set up time

POWERUNIT

Stage 3A: CAT C4.4 83kW (111hp)
 Tier 4/Stage VI: CAT C4.4 82kW (110hp)
 Stage V: CAT C3.6

HOPPER/FEEDER

Capacity: 10m³ (13 cu yds)
 Variable speed 1400mm (56") Feed conveyor with Auger
 Auger Max speed 195rpm
 Feeder reverse function

CURRENT OPTIONS

Orbital variant available
 Various options available

TRANSPORT DIMENSIONS

Roll on Roll off transport (RoRo)
 Containerisation, packed into 2 x 40ft high cube containers

	LENGTH	WIDTH	HEIGHT
Track Unit	19.4 (63' 8")	2.75m (9')	3m (9' 8")

Weight: 24,350kg (53,982lbs)



CONVEYOR RANGE

LLF75 LOW LEVEL FEEDER



CONVEYOR

Conveyor Length: 22.5m (73' 10")
 Belt Width: 1300mm (51")
 Conveyor Drive: variable speed
 Max. Discharge Height: 9.8m (32' 2")
 Capacity: up to 600 tph (661 US tph)
 Hydraulic fold over for transport
 Hydraulic discharge height adjustment
 Pinless Deployment
 Rapid set up time

POWERUNIT

Stage 3A: CAT C4.4 83kW (111hp)
 Tier 4/Stage VI: CAT C4.4 82kW (110hp)
 Stage V: CAT C3.6

HOPPER/FEEDER

Capacity: 7m³ (9.2yds³)
 Feed height: 1900mm (6' 3")
 Hydraulic folding hopper flares
 Target area flares down: 4.7m (15' 5") long x 2.6m (8' 6") wide
 Target area flares up: 4.7m (15' 5") long x 3.49m (11' 5") wide

CURRENT OPTIONS

Orbital variant available
 Various options available

TRANSPORT DIMENSIONS

Roll on Roll off transport (RoRo)
 Containerisation, packed into 2 x 40ft high cube containers

	LENGTH	WIDTH	HEIGHT
Track Unit	19.74m (64' 9")	2.75m (9')	3.35m (11')

Weight: 24,700kgs (54,454lbs)



CONVEYOR RANGE

HLF75 ORBITAL FEEDER

CONVEYOR

Conveyor Length: 22.5m (73'10")

Belt Width: 1200mm (48")

Conveyor Drive: variable speed

Max. Discharge Height: 10.7m (34' 6") @ 24°

Capacity: up to 600 tph (661 US tph)

Hydraulic fold over for transport

Hydraulically driven orbital slew ring

Pinless Deployment

Rapid set up time

POWERUNIT

Stage 3A: CAT C4.4 83kW (111hp)

Tier 4/Stage VI: CAT C4.4 82kW (110hp)

Stage V: CAT C3.6

HOPPER/FEEDER

Capacity: 7m³ (9.15 Cu. Yd)

Variable speed control

Feeder belt width: 1200mm (47")

Feeder reverse function

CURRENT OPTIONS

Organic variant available

Various options available

TRANSPORT DIMENSIONS

Roll on Roll off transport (RoRo)

Containerisation, packed into 2 x 40ft high cube containers

	LENGTH	WIDTH	HEIGHT
Track Unit	19.5m (63' 11")	2.75m (9')	3.12m (10' 2")

Weight: 23,500kg (51,808lbs)



CONVEYOR RANGE

LLF75 ORBITAL FEEDER

CONVEYOR

Conveyor Length: 22.5m (73' 10")

Belt Width: 1300mm (51")

Conveyor Drive: variable speed

Max. Discharge Height: 10.7m (35') @ 24°

Capacity: up to 600 tph (661 US tph)

Hydraulic fold over for transport

Hydraulically driven orbital slew ring

Pinless Deployment

Rapid set up time

POWERUNIT

Stage 3A: CAT C4.4 83kW (111hp)

Tier 4/Stage VI: CAT C4.4 82kW (110hp)

Stage V: CAT C3.6

HOPPER/FEEDER

Capacity: 7m³ (9.2yds³)

Feed height: 2.44m (8')

Hydraulic folding hopper flares

Target area flares down: 4.7m (15' 5") long x 2.6m (8' 6") wide

Target area flares up: 4.7m (15' 5") long x 3.49m (11' 5") wide

CURRENT OPTIONS

Organic variant available

Various options available

TRANSPORT DIMENSIONS

Roll on Roll off transport (RoRo)

Containerisation, packed into 2 x 40ft high cube containers

	LENGTH	WIDTH	HEIGHT
Track Unit	19.7m (64'8")	3.2m (10'6")	3.63m (11' 11")

Weight: 29,550kg (65,146lbs)



CONVEYOR RANGE

HLF75 ORGANIC ORBITAL FEEDER



CONVEYOR

Conveyor Length: 22.5m (73'10")
 Belt Width: 1400mm (56")
 Conveyor Drive: variable speed
 Max. Discharge Height: 10.7m (34'6")
 Capacity: up to 600 tph (661 US tph)
 Hydraulic fold over for transport
 Hydraulically driven orbital slew ring
 Pinless Deployment
 Rapid set up time

POWERUNIT

Stage 3A: CAT C4.4 83kW (111hp)
 Tier 4/Stage VI: CAT C4.4 82kW (110hp)
 Stage V: CAT C3.6

HOPPER/FEEDER

Capacity (No Tipping Grid fitted): 10m³ (13 Cu.Yd.)
 Rear feed in height: 3.52m (11'6")

CURRENT OPTIONS

Orbital variant available
 Various options available

TRANSPORT DIMENSIONS

Roll on Roll off transport (RoRo)
 Containerisation, packed into 2 x 40ft high cube containers

	LENGTH	WIDTH	HEIGHT
Track Unit	22.5m (73' 10")	3.2m (10' 6")	3.63m (11' 11")

Weight: 29,300kg (64,595lbs)



CONVEYOR RANGE

WC80 RADIAL



CONVEYOR

Conveyor Length: 22.85m (74' 10")
 Belt Width: 914mm (36")
 Conveyor Drive: Hydraulic or Electric
 Max. Discharge Height: 9.95m (32' 7") @ 23°
 Capacity: up to 300 tph (336 US tph)
 Pinless Deployment
 Rapid set up time

POWERUNIT

CAT 1.7T Power rating: 18.4kW (24hp)
 Electric drive: 15kW

FEEDBOOT

Capacity (Low Level): 0.35m³ (0.43 yd³)
 Feed in Width (Low Level): 775mm (2' 6.5")
 Minimum Feed In Height (Low Level) (7°): 1534mm (5')
 Capacity (Extended): 1.1m³ (1.4 Cu. Yd.)
 Feed in Width (Extended): 1658mm (5' 2")
 Extended Minimum Feed in Height (7°): 1793mm (5' 10")

CURRENT OPTIONS

Road Towable Available
 Various options available

TRANSPORT DIMENSIONS

Roll on Roll off transport (RoRo)
 2x WC80 per 40' x 9' 6" High Cube Container

	LENGTH	WIDTH	HEIGHT
Road Towable (US only)	16.17m (52' 11")	2.5m (8' 3")	3.36m (11')
Pit Portable	16.55m (54' 3")	3.1m (10' 2")	3.95m (12' 11")

Weight (with full options): 10,000kgs (22,046lbs)





200 Coalisland Road,
Dungannon, Co. Tyrone, BT714DR

Tel: +442887718500 **Email:** EvoQuip@terex.com

The material in this document is for information only and is subject to change without notice. EvoQuip assumes no liability resulting from errors or omissions in this document, or from the use of the information contained herein. Due to continual product development we reserve the right to change specifications without notice. Product performance figures given in this brochure are for guidance purposes only, this information does not constitute an expressed or implied warranty or guarantee, but shows test examples. These results will vary depending on application. Photographs are for illustrative purposes only; some or all of the machines in the illustrations may be fitted with optional extras. Please check with your Dealer for details on optional extras. Published and Printed in February 2024. All machines are CE Approved.



[terex.com/EvoQuip](https://www.terex.com/EvoQuip)

© Terex Corporation 2024